

# LARGE SELF-PROPELLED ARTICULATING BOOMS | ENGINE-POWERED

## ULTIMATE LIFTING VERSATILITY

The largest of the Genie® engine-powered articulating Z™-booms, these models have outstanding range of motion — with features like a telescoping jib and 360° continuous turntable rotation. Powerful engine options, plus four-wheel drive and four-wheel steer take you to the work area efficiently, even over rough terrain. And the Z™-boom design provides excellent up and over positioning from 29 ft (8.83 m) on the Z™-80/60 to 75 ft 6 in (23.01 m) on the Z™-135/70.

### EXCLUSIVE XCHASSIS™ AXLE DESIGN

The XChassis™ expanding axle revolutionizes the mechanism for extending and retracting the axles to and from the stowed position. It combines outstanding stability with the flexibility for easy transport at a stowed machine width of just 8 ft 1 in (2.46 m) on the Z™-135/70. The Z™-80/60 offers fixed-width axles for convenient transport.

### ADVANCED CONTROLS

The ALC 1000 electronic control system provides menu-based adjustments for machine and component calibration as well as on-screen multi-language system diagnostics.



### TRACTION FOR IRREGULAR TERRAIN

Four-wheel drive with full-time positive traction handles rough ground conditions to enhance the smoothness of the ride. The full time active oscillating axle on the Z™-80/60 maximizes wheel contact on irregular terrain. Four-wheel steer comes standard on the Z™-135/70, with front wheel, rear wheel, crab and coordinated steer options available to provide additional maneuverability.

### POWERFUL ENGINE OPTIONS

Quiet diesel engines like the turbocharged Deutz option give you more power and increased performance at higher altitudes, as well as plenty of torque for superior gradeability and terrainability. Dual fuel options are available on the Z™-80/60.

**The Genie® Jib-Extend™ telescoping jib extends from 12 to 20 ft (3.66 to 6.10 m)- providing outstanding reach and up-and-over clearance.**

## OUTSTANDING REACH AND UP-AND-OVER CLEARANCE

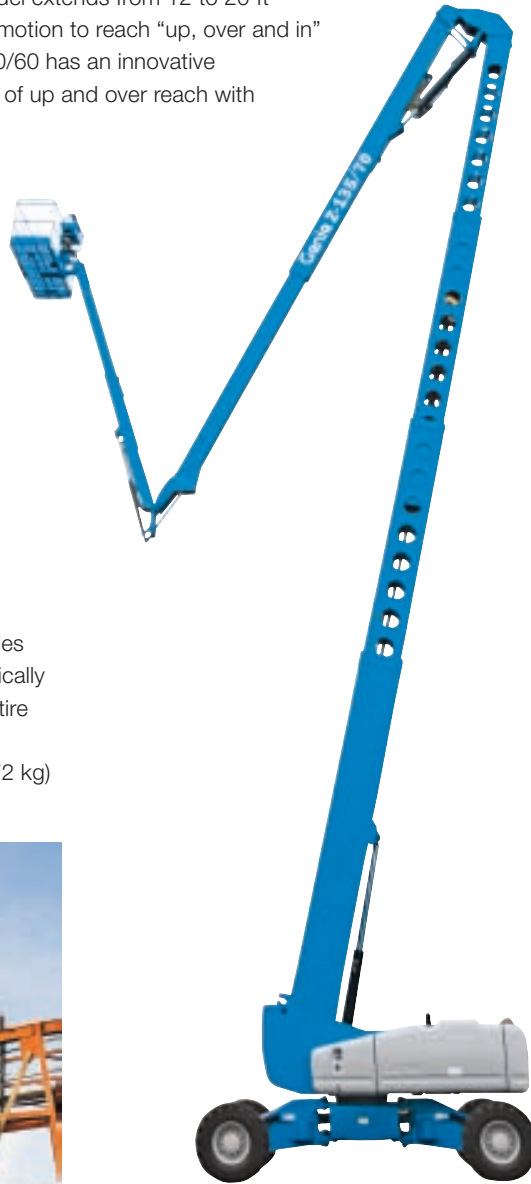
The Jib-Extend™ telescoping jib on the Z™-135/70 model extends from 12 to 20 ft (3.66 to 6.10 m) and provides a 110° vertical range of motion to reach “up, over and in” applications inaccessible by a traditional jib. The Z™-80/60 has an innovative reverse-articulating secondary boom for 29 ft (8.83 m) of up and over reach with zero front arm swing.

## GENIE FAST MAST™ SYSTEM

The Genie Fast Mast™ system allows you to lower the platform to the ground without having to lower the secondary boom — so operators can ascend and descend quickly and efficiently. In addition, this timesaving design raises both primary and secondary booms simultaneously to help the operator reach full elevation fast and maximize productivity.

## QUICK, FLEXIBLE POSITIONING

Both models have 360° continuous rotation turntables for fast, easy positioning. The platform also hydraulically rotates a full 160° and stays level throughout the entire range of motion. Choose 6- or 8-ft (1.83 or 2.44 m) front-entry platforms with 500 to 600 lbs (227 to 272 kg) of capacity for operators and tools.



## ROUGH TERRAIN MODELS AVAILABLE

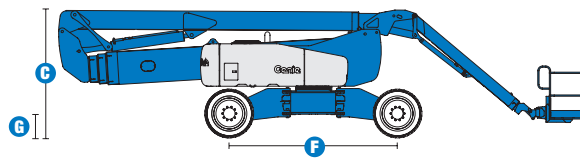
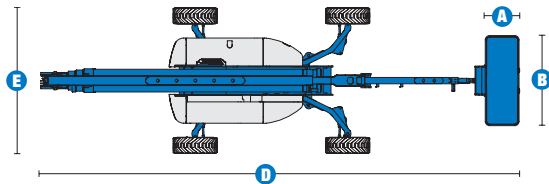
Z™-80/60 | Z™-135/70

# SELF-PROPELLED ARTICULATING BOOMS

## Z™-135/70

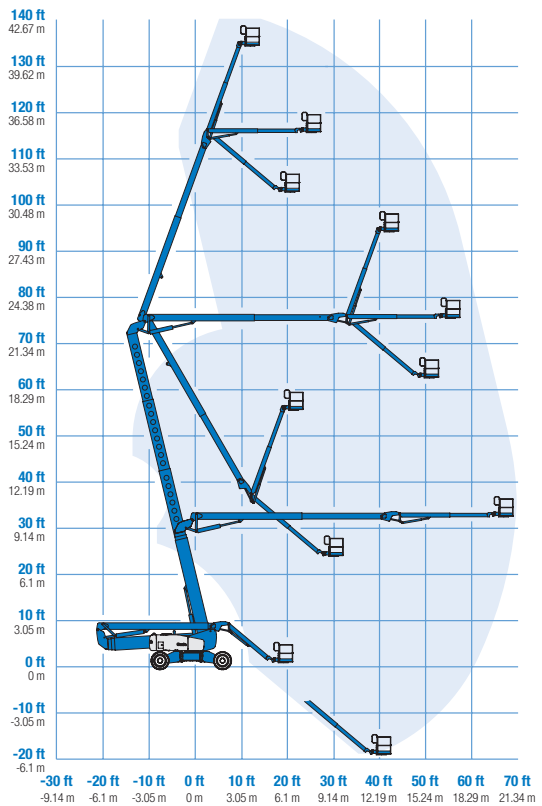


### Specifications



MODEL	Z™-135/70	
MEASUREMENTS	Metric	US
Working height max*	43.15 m	141 ft
Platform height max	41.15 m	135 ft
Horizontal reach max - riser extended	18.03 m	59 ft 2 in
Horizontal reach max - riser retracted	21.26 m	69 ft 9 in
Up and over clearance max -		
riser extended	23.01 m	75 ft 6 in
riser retracted	9.91 m	32 ft 6 in
Below ground reach	5.87 m	19 ft 3 in
<b>A</b> Platform length - 6 ft/8 ft model	76 cm / 91 cm	2 ft 6 in / 3 ft
<b>B</b> Platform width - 6 ft/8 ft model	1.83 m / 2.44 m	6 ft / 8 ft
<b>C</b> Height - stowed	3.07 m	10 ft 1 in
<b>D</b> Length - stowed	12.93 m	42 ft 5 in
<b>E</b> Width - axles extended	3.94 m	12 ft 11 in
Width - axles retracted	2.46 m	8 ft 1 in
<b>F</b> Wheelbase - axles extended	4.11 m	13 ft 6 in
Wheelbase - axles retracted	4.72 m	15 ft 6 in
<b>G</b> Ground clearance - centre	51 cm	1 ft 8 in

### RANGE OF MOTION Z™-135/70



PRODUCTIVITY		
Lift capacity	272 kg	600 lbs
Platform rotation	160°	
Turntable rotation	360° continuous	
Turntable tailswing - axles extended riser up	79 cm	2 ft 7 in
Turntable tailswing - riser down	4.27 m	14 ft
Drive speed - stowed	4.8 km/h	3.0 mph
Drive speed - raised	1.13 km/h	0.7 mph
Lift speed to full height	96 sec	
Gradeability**	45%	
Inside turning radius - axles extended	2.29 m	7 ft 6 in
Inside turning radius - axles retracted	5.51 m	18 ft 1 in
Outside turning radius - axles extended	5.64 m	18 ft 6 in
Outside turning radius - axles retracted	7.77 m	25 ft 6 in
Controls	12 V DC proportional	
Tyres	445/65 D22.5 18 ply foam-filled	

POWER		
Power source	Deutz Diesel BF4L 2011 4-cylinder diesel, 79 hp (58.9 kW)	
Auxiliary power unit	12 V DC	
Hydraulic tank capacity	246.1 L	65 gal
Fuel tank capacity	151.4 L	40 gal

WEIGHT***		
	20,366 kg	44,900 lbs

**STANDARDS COMPLIANCE** CE EN280

\* The metric equivalent of working height adds 2 m to platform height. U.S. adds 6 ft to platform height.  
 \*\* Gradeability applies to driving on slopes. See operator's manual for details regarding slope ratings.  
 \*\*\* Weight will vary depending on options and/or country standards.

## Features

### EASILY CONFIGURED TO MEET YOUR NEEDS

#### PLATFORM OPTIONS

- Steel 8 ft (2.44 m) (standard)
- Steel 6 ft (1.83 m)
- Steel 6 or 8 ft (1.83 or 2.44 m) tri-entry\*\*

#### JIB

- 12 to 20 ft (3.66 to 6.10 m) Jib-Extend™

#### POWER OPTIONS

- Deutz turbo diesel, 74 hp (55 kW)
- Perkins turbo diesel, 83 hp (62 kW)
- Cummins turbo diesel, 80 hp (59.8 kW)

#### DRIVE/STEER

- 4WD (standard)
- 4WS (standard)

#### TIRE

- Extra-wide rough terrain foam-filled (standard)



### STANDARD FEATURES

#### MEASUREMENTS

- 141 ft (43.15 m) working height
- 69 ft 9 in (21.26 m) horizontal reach
- 75 ft 6 in (23.01 m) up and over clearance
- Up to 600 lb (272 kg) lift capacity

#### PRODUCTIVITY

- Xchassis™ extendable axles
- 12 to 20 ft (3.66 to 6.10 m) Jib-Extend™
- Self-leveling platform
- Hydraulic platform rotation
- Fully proportional Hall effect controls
- On-board full diagnostics and engine monitoring display
- ALC 1000 electronic control system
- Hydraulic oil cooler
- Drive enable
- AC power cord to platform
- Horn
- Hour meter
- Tilt alarm
- Descent, motion, & travel alarms
- 360° continuous turntable rotation
- Four wheel high angle steer
- Four steering modes: front, rear, crab and coordinated
- Four wheel brakes
- Full-time positive traction 4WD
- Adjustable foot switch timeout
- Two speed wheel motors
- Configurable controls to limit lift height to 91 ft (27.74 m)
- Engine status display

#### POWER

- All engines are emissions compliant
- 12 V DC auxiliary power
- Engine protection package
- Deutz intake air heater
- Swing out engine tray

### OPTIONS & ACCESSORIES

#### PRODUCTIVITY

- Platform swing gate
- Half-mesh platform inserts with swing gate
- Platform top auxiliary rail
- Air line to platform
- Arc Pro 275™ Heavy-Duty Welder package
- Welder Ready package
- Weld leads to platform
- Fire resistant hydraulic oil
- Biodegradable hydraulic oil
- Basic hostile environment kit
- Deluxe hostile environment kit
- Thumb rocker steer
- Tool tray
- Fluorescent tube caddy
- Pipe cradle (pair)
- Flashing beacon
- Panel cradle package\*
- Platform work lights
- Front driving lights
- Lockable platform control box covers

#### POWER

- AC generator packages (110V/60Hz, 3000W or 220V/50Hz, 2500W)
- Cold Weather Packages
- Arctic Packages
- Diesel scrubber muffler (Cummins)
- Diesel scrubber/spark arrestor muffler (Deutz and Perkins)
- Diesel spark arrestor muffler (Deutz and Perkins)

\* Available on select models

\*\* 6 ft (1.83 m) tri-entry platform not available on CE machines

#### Working At Height Limited

(Southern Office)  
Amberley Court  
Old Elstead Road  
Milford  
Surrey  
GU8 5EB

Tel: 01483 415 410  
Fax: 01483 417 719

#### Working At Height Limited

(Northern Office)  
The Portergate  
Ecclesall Road  
Sheffield  
South Yorkshire  
S11 8NX

Tel: 0114 209 6206  
Fax: 0114 209 6001

#### Suppliers of:

Powered Access Platforms  
Aerial Work Platforms  
Runabout Access Platforms  
Scissor Lifts  
Articulating Boom Access Platforms  
Telescopic Boom Access Platforms  
Material Lifts  
Telehandlers  
MEWPS Training